



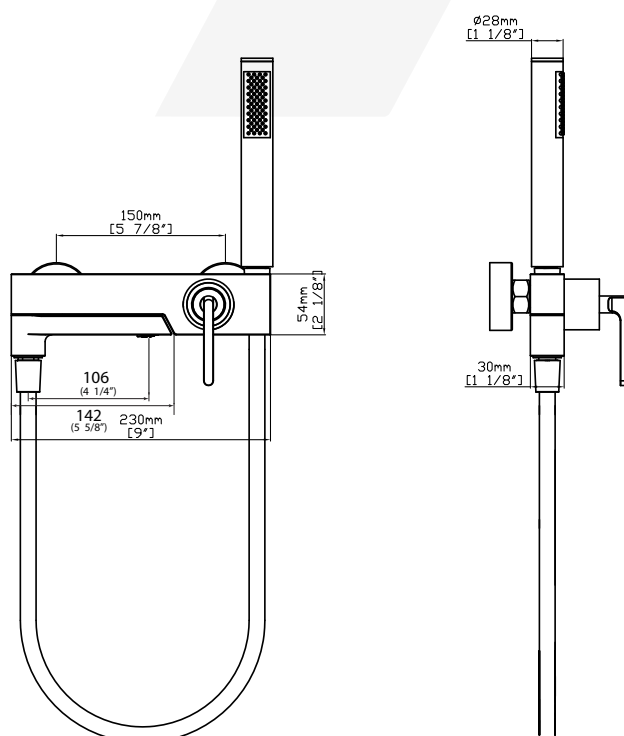
SHOWER MIXER CM 361176



Specifications

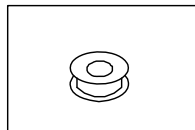
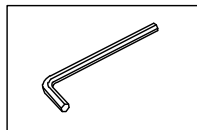
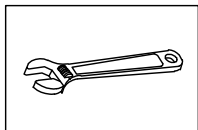
BRAND	BELLA	PRODUCT TYPE	SHOWER MIXER WITH SPOUT
RANGE	PREMIUM	COLOR/FINISH	BRUSHED GOLD, NICKEL & SHINY ROSE GOLD
PRODUCT CODE	CM 361176	MATERIAL	BRASS

Drawing



*All dimensions are in mm

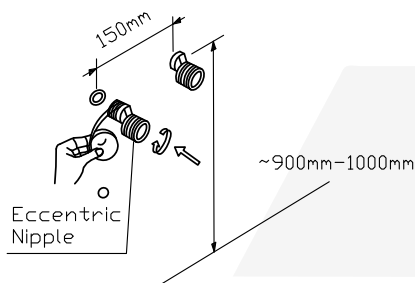
INSTALLATION MANUAL Tools You Will Need :



Adjustable wrench Hexagon wrench Pipe Tape

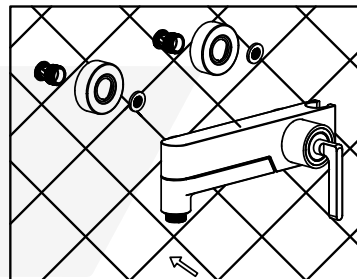
NOTES BEFORE INSTALLATION :

- 1.PLEASE CHECK THAT ALL COMPONENTS ARE PRESENT.
- 2.BEFORE INSTALLATION ENSURE THAT ALL FEED LINES ARE CLEAR OF DEBRIS AND ON/OFF VALVE IS PRESENT.
- 3.PICTURES IN THE MANUAL ARE GENERAL IN CONTENT AND MAY NOT REPRESENT EXACTLY YOUR PURCHASED FAUCET.
- IF YOU ARE HAVING DIFFICULTIES PLEASE CONTACT A PROFESSIONAL PLUMBER.
- 4.IF YOU WILL BE AWAY FROM HOME FOR AN EXTENDED PERIOD YOU SHOULD SHUT OFF THE MAIN WATER SUPPLY.



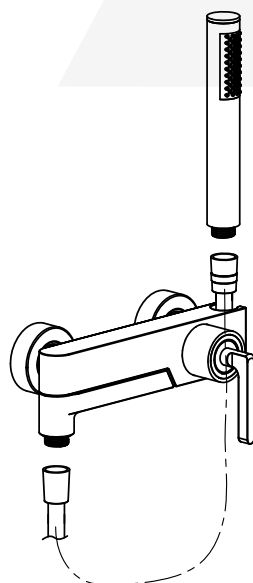
Step 1

Apply pipe sealant to treads of eccentric nipples; connect eccentric nipples onto inlet pipes.



Step 2

Install eccentric nipples with decorative covers then insert gasket and nut and tighten onto eccentric nipples with wrench.



Step 3

Connect the hose with hand shower, the other outside Insert connector to the pipe which outside the wall.